



Discover Actionable Insights and
Accelerate Business Outcomes

NetSuite SuiteAnalytics



Correct and well-timed analytics are the basis of any important business decision. With the right metrics, business can be confident that the choices they make to grow are substantiated by accurate and timely information. Better yet, when used properly, analytics enable businesses to recognize patterns that can predict and work towards the best possible outcomes.

NetSuite SuiteAnalytics provides real-time Saved Searches, Reporting, Key Performance Indicators (KPIs) Dashboard and Workbook features that are built into the NetSuite solution.

Key Benefits

- Real-time transparency into company performance across all business functions—from summary level to transaction level.
- A single version of the truth with all data residing in a single source.
- Easy-to-use tools without requiring programming or technical resources.
- No added cost, complexity or latency of data warehousing systems or disparate systems.

SuiteAnalytics Workbook

With SuiteAnalytics Workbook, users can easily and securely explore their data, create sophisticated criteria filters with real-time visualizations. Data can be further analyzed using the Workbook pivot and chart capabilities, with intuitive drag-and-drop interactions. Workbooks can be saved, shared, reused with content easily deployed in NetSuite dashboard as portlets.

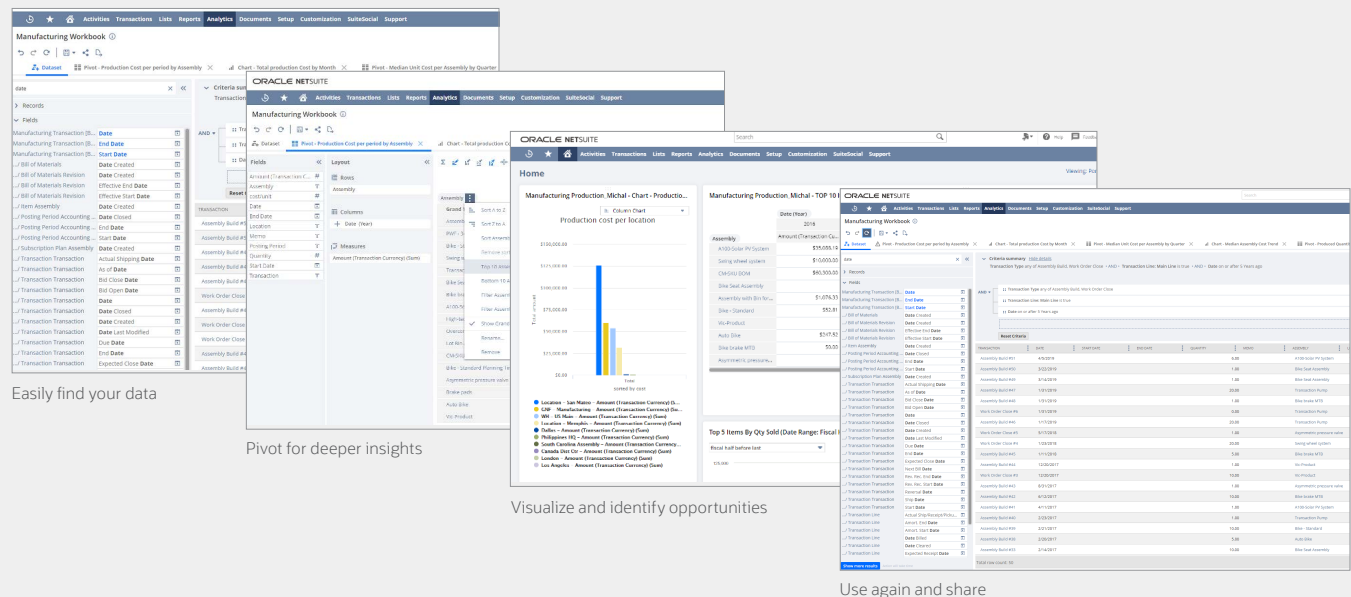
SuiteAnalytics Workbook enables business users to liberate insights buried in their data improving their core operations. Workbook enables the identification of new opportunities, discovering unexpected business problems and building

processes to enable continuous learning and feedback.

Features of the Workbook include:

- **Pivoting** to understand details behind the data better, comparing performance, identifying trends and issues, and making good decisions quickly.
- **Charting** to enable decision makers to see analytics presented visually, so they can grasp difficult concepts or identify new patterns including drill down into charts and graphs for more detail.
- **Updated data model** with ability to define multiple joins, support of custom fields.

SuiteAnalytics Workbook



- **Datasets** provide a single source of data for domain specific analytic. These are reusable components across multiple workbooks enabling easier management and consumption of the analytics.
- **Dashboard portlets** can display analytic components, giving the business users access to key business critical analytics components for faster decision-making.
- **Templates** are available in various business domains enabling faster business value.

SuiteAnalytics Saved Search

NetSuite's search functionality provides a valuable tool for filtering and matching data to answer all sorts of business questions. A Saved Search is a

list of real-time results based on criteria and filters. Virtually, any kind of record in NetSuite can be the basis of, or included in, a Saved Search. Saved Searches can either be private or shared with others. Saved Searches can be set in their own portlets or placed as shortcuts on dashboards, providing quick access to custom metrics. They are easily updated, with a simple click. Saved Search results can be shared with other users, results can be sent automatically via email to selected recipients, search results can be sent via email at scheduled intervals and/or when results are updated without needing to rerun the search. Saved Searches can be exported in Excel, CSV and PDF formats.

The screenshot displays the Oracle NetSuite SuiteAnalytics Saved Search interface. The left panel shows the configuration for a Saved Search titled 'Advanced Search By Price'. It includes fields for ID (customsearch109), Owner (A Wolfe), and Public status (checked). Below these are tabs for Criteria, Results, Highlighting, Available Filters, Audience, Roles, Email, and Audit Trail. The 'Criteria' tab is active, showing a 'SORT BY' dropdown set to 'Online Price' with a 'DESCENDING' checkbox checked. There are also 'THEN BY' and 'THEN BY' sections. At the bottom, there are 'Columns' and 'Drill Down Fields' sections with 'Remove all' and 'Add Multiple' buttons. The right panel shows the 'Advanced Search By Price: Results' table. It has a 'Return To Criteria' button and an 'Edit this Search' button. Below these are 'FILTERS' and a table with columns for 'EDIT | VIEW' and 'DESCRIPTION'. The table lists various items such as 'Drill/Tap Machine Milling Center', 'Bridge Type Vertical Machining Center', 'Primera CX1000 Laser Printer', 'JVC Digital Media System DLA-HD-10KU D-ILA Projector', 'Powerful 20 HP Spindle Output with 8000 RPM Spindle Grind, 23,000 lbs.', 'Panasonic PT-D2680US DLP Projector - 1080p - HDTV - 16:10', 'NEC Display X551S-AVT 55" 1080p LED-LCD TV - 16:9 - HDTV 1080', 'Zebra ZE500-6 Thermal Transfer Printer - Monochrome - Wall Mount - Label Print', 'Creative 2400 computer with speakers, scanner, and color laser printer', 'Lenovo N200 0769A7Y 15.4" Notebook - Intel', 'ManuScript 3000C Laser Printer', 'Intermec 6822 Dot Matrix Printer - Monochrome - Portable - Receipt Print', 'LG M5201C-BA 52" LCD Monitor - 16:9 - 9 ms', 'MakerBot Replicator 2X Experimental 3D Printer', 'Mitsubishi XL9U Portable Projector', and 'Datasec Macellan 8504XT High Perf In-Counter Scanner'.

ORACLE NETSUITE															
Search															
Activities SuiteView Transactions Quick Start Lists Reports Analytics Documents Setup Customization Support															
Income Statement Detail Back to Summary															
FINANCIAL ROW	TYPE	DATE	DOCUMENT NUMBER	NAME	CLR	SPLIT	AMOUNT								
Ordinary Income/Expense <ul style="list-style-type: none"> Income <ul style="list-style-type: none"> 4000 - Sales <table> <tr> <td>Invoice</td> <td>2/6/2017</td> <td>3092033</td> <td>Smith Supplies</td> <td>F</td> <td>1100 - Accounts Receivable</td> <td></td> <td>\$509.00</td> </tr> </table> 								Invoice	2/6/2017	3092033	Smith Supplies	F	1100 - Accounts Receivable		\$509.00
Invoice	2/6/2017	3092033	Smith Supplies	F	1100 - Accounts Receivable		\$509.00								
Total - 4000 - Sales							\$509.00								
Total - Income							\$509.00								
Cost Of Sales <ul style="list-style-type: none"> 5000 - Cost of Goods Sold <table> <tr> <td>Item Fulfillment</td> <td>2/6/2017</td> <td>584</td> <td>Smith Supplies</td> <td>F</td> <td>1200 - Inventory Asset</td> <td></td> <td>\$439.69</td> </tr> </table> 								Item Fulfillment	2/6/2017	584	Smith Supplies	F	1200 - Inventory Asset		\$439.69
Item Fulfillment	2/6/2017	584	Smith Supplies	F	1200 - Inventory Asset		\$439.69								
Total - 5000 - Cost of Goods Sold							\$439.69								
Total - Cost Of Sales							\$439.69								
Gross Profit							\$69.31								
Expense															

SuiteAnalytics Reports

SuiteAnalytics Reports

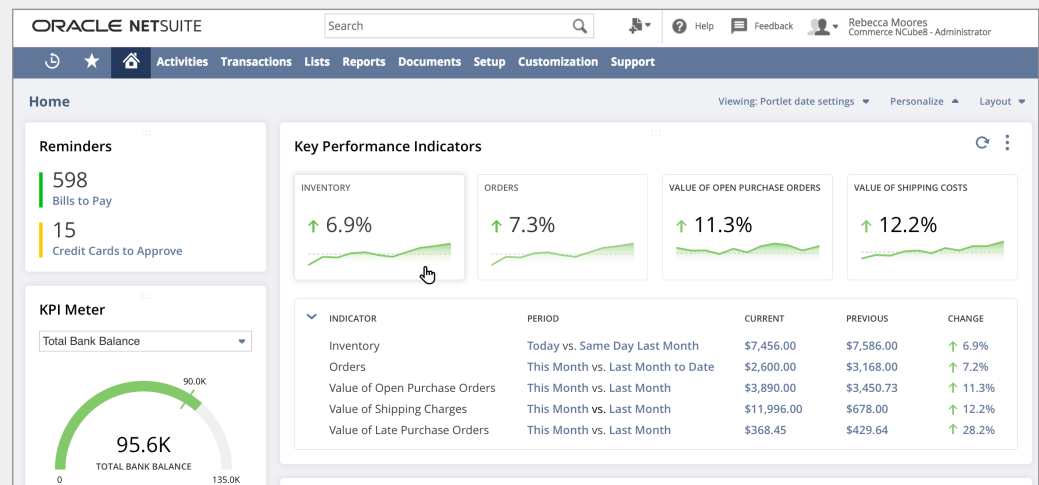
NetSuite leverages SuiteAnalytics to provide a set of standard and customizable reports for nearly all transaction types. Reports can be modified, and custom reports can be created based on the business needs with the tools provided within the platform. With drill-down capability, business users can quickly and easily move from a summary level directly to greater detail,

and access real-time information to proactively manage for better results.

SuiteAnalytics KPI

Key Performance Indicators are a powerful way to present business-critical information at a glance, saving valuable time for the user. KPIs can be easily added to a NetSuite Dashboard to improve efficiency and business agility.

SuiteAnalytics KPI



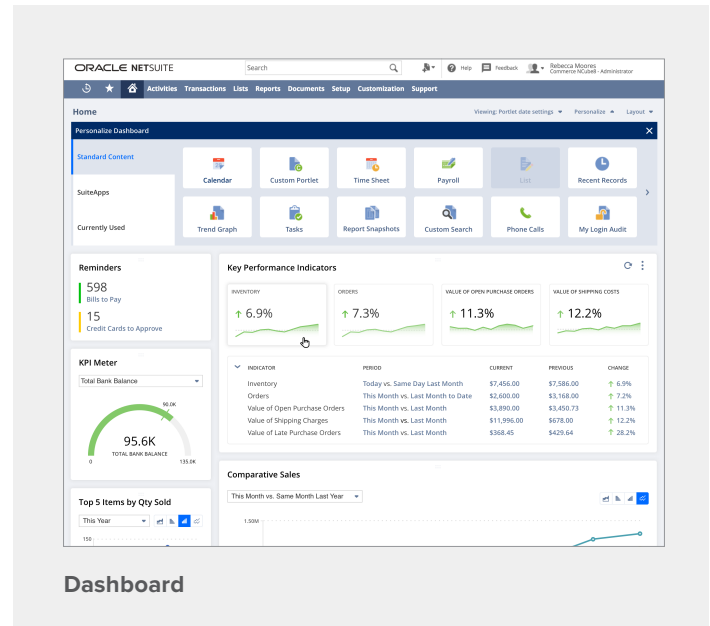
There are multiple ways to visualize KPIs with ability to drill down, providing an easy and intuitive way for the users to interact with their data. Users can create custom tabs for additional KPI information.

SuiteAnalytics Dashboard

NetSuite SuiteAnalytics real-time dashboards provide our customers intelligence from a single system of record across all areas of the company—from accounting and sales, to fulfillment and support. The dashboards can be customized to drive maximum productivity and the actionable insight to meet the dynamic changing needs of your business.

SuiteAnalytics Connect

NetSuite SuiteAnalytics Connect Service provides the ability to archive, analyze and report on NetSuite data using a third-party tool or any custom-built application on any type of device using Windows, Linux, or OS X operating system.



NetSuite Connect offers ODBC, JDBC and ADO. NET drivers that enable connectivity to variety of applications, including Microsoft® Excel, BIRST, Adaptive and Oracle Analytics Cloud.

